

Science - Year 4

Animals including Humans – Block 4AH

Excuse me, are these your teeth?

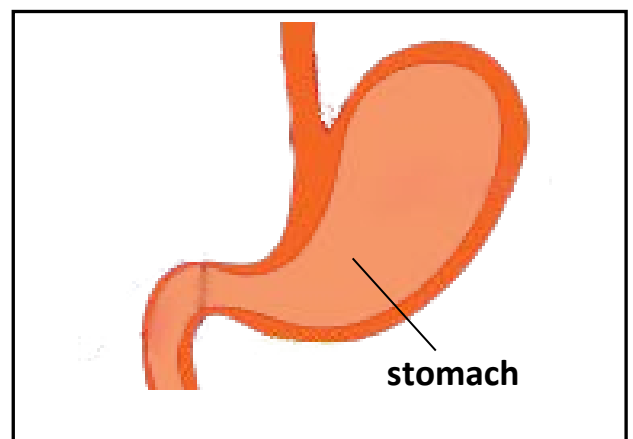
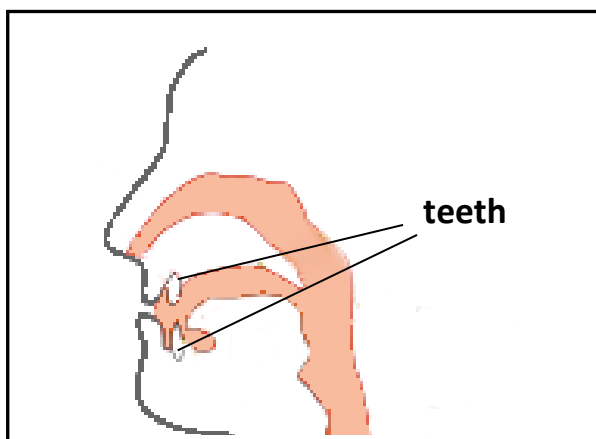
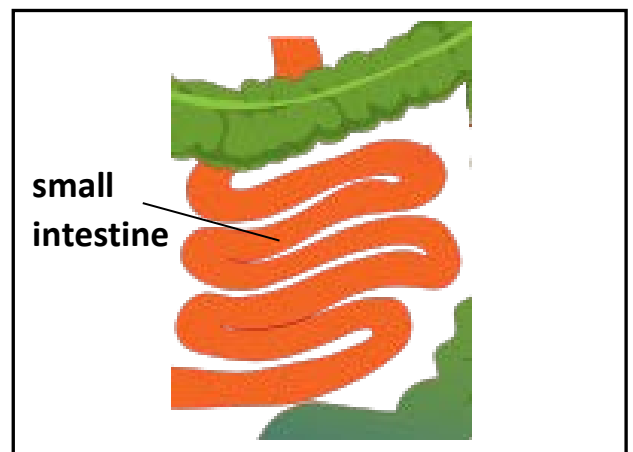
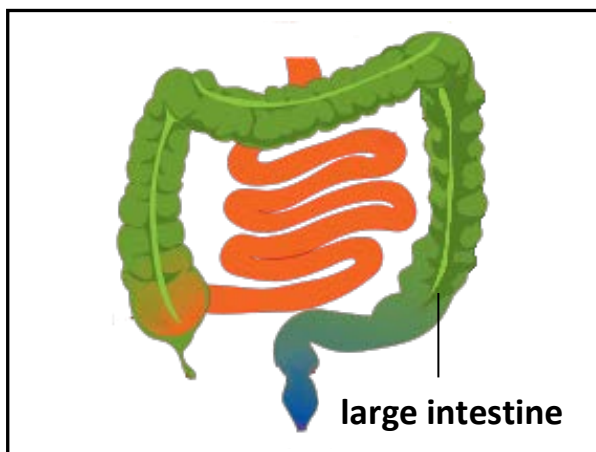
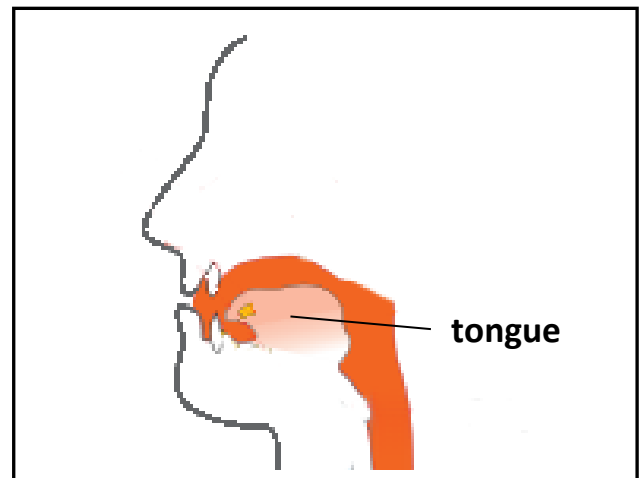
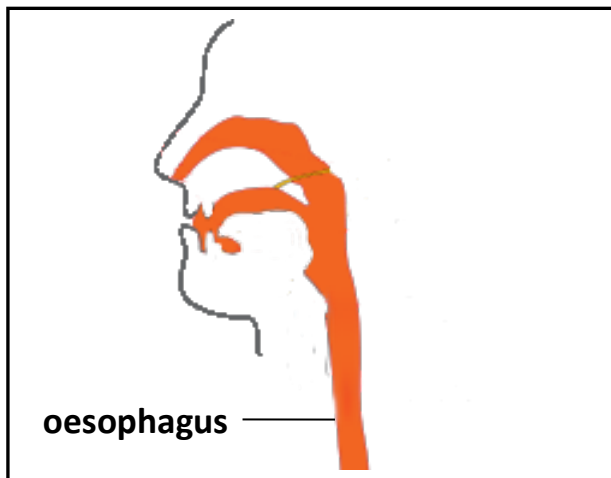
Session 2

Resource Pack

Independent Task 1

Focus: I know the basic parts of the digestive system

Place the parts of the digestive system, and the labels, in the correct order. Does your partner agree with you? Can you remember what any of the parts do?



Independent Task 2

Focus: I know the function of the different parts of the digestive system

Match the part of the digestive system to the correct function.

Oesophagus
(gullet)

Grinds up the food making it small enough to swallow.

Tongue

Carries food from the mouth to the stomach. It is about 25cm

Colon
(large intestine)

Breaks down food using acid from its lining.

Stomach

Absorbs water from undigested food and makes faeces (poo).

Teeth

Absorbs nutrients and minerals from the food.

Ileum
(small intestine)

Moves food from the mouth towards the oesophagus.

Independent Task 2

Focus: I can describe the function of the different parts of the digestive system

Write a sentence that explains what each part of the digestive system does.

Teeth

Oesophagus(gullet)

Stomach

Ileum (small intestine)

Colon (large intestine)