

## Word Families

1a. Jack has written two sentences below.

- A. Amy was feeling hopeful about her drama audition.
- B. He felt hopeless and confused after losing his job.

Explain how a suffix has been used to change the meaning of the root word in each sentence.



R

## Word Families

1b. Alima has written two sentences below.

- A. Navid was a thoughtful person who cared for his elderly grandparents.
- B. Crossing the road without looking is a thoughtless decision.

Explain how a suffix has been used to change the meaning of the root word in each sentence.



R

2a. Beatrice and Isaac are talking about the word 'play'.

Beatrice says,



You could add the suffix '-ful' to this root word.

Isaac says,

You could add the suffix '-ly' to this root word.



Who is correct? Explain your answer.



R

2b. Jimmy and Emma are talking about the word 'pain'.

Jimmy says,



You could add the suffix '-er' to this root word.

Emma says,

You could add the suffix '-less' to this root word.



Who is correct? Explain your answer.



R

3a. Sort the words below into the correct word family.

use	thank

thankful

useful

thankless

useless

thanked

used



A

3b. Sort the words below into the correct word family.

power	clever

cleverest

powerless

cleverly

powerful











cleverness

powering



A

## Word Families

<p>4a. Mark has written two sentences below.</p> <p>A. We readily agreed to start our group project that evening.</p> <p>B. The warrior's muscles tensed in readiness for action.</p> <p>Explain how a suffix has been used to change the meaning of the root word in each sentence.</p> <div style="display: flex; justify-content: space-between;"> <span></span> <span>R</span> </div>	<p>4b. Betty has written two sentences below.</p> <p>A. The grass was overgrown with weeds and was sadly in need of mowing.</p> <p>B. There was sadness in her voice as she spoke to her beloved husband.</p> <p>Explain how a suffix has been used to change the meaning of the root word in each sentence.</p> <div style="display: flex; justify-content: space-between;"> <span></span> <span>R</span> </div>
<p>5a. Veronica and Sam are talking about the word 'enjoy'.</p> <p>Veronica says,</p> <div style="display: flex; align-items: center;">  <div style="border: 1px solid black; border-radius: 10px; padding: 5px; margin-left: 10px;">             You could add the suffixes '-ment' and '-ing' to this root word.           </div> </div> <p>Sam says,</p> <div style="display: flex; align-items: center;"> <div style="border: 1px solid black; border-radius: 10px; padding: 5px; margin-right: 10px;">             You could add the suffixes '-ness' and '-ful' to this root word.           </div>  </div> <p>Who is correct? Explain your answer.</p> <div style="display: flex; justify-content: space-between;"> <span></span> <span>R</span> </div>	<p>5b. Lee and Fiona are talking about the word 'fear'.</p> <p>Lee says,</p> <div style="display: flex; align-items: center;">  <div style="border: 1px solid black; border-radius: 10px; padding: 5px; margin-left: 10px;">             You could add the suffixes '-ful' and '-less' to this root word.           </div> </div> <p>Fiona says,</p> <div style="display: flex; align-items: center;"> <div style="border: 1px solid black; border-radius: 10px; padding: 5px; margin-right: 10px;">             You could add the suffixes '-ly' and '-ness' to this root word.           </div>  </div> <p>Who is correct? Explain your answer.</p> <div style="display: flex; justify-content: space-between;"> <span></span> <span>R</span> </div>
<p>6a. Using the suggested suffixes below, create 3 new words for each root word by using different suffixes.</p> <div style="display: flex; justify-content: space-around; margin: 10px 0;"> <div style="border: 1px solid black; border-radius: 10px; padding: 5px 20px;">settle</div> <div style="border: 1px solid black; border-radius: 10px; padding: 5px 20px;">boast</div> </div> <div style="display: flex; justify-content: space-around; margin: 10px 0;"> <div style="border: 1px solid red; border-radius: 10px; padding: 5px 10px;">-ly</div> <div style="border: 1px solid red; border-radius: 10px; padding: 5px 10px;">-er</div> <div style="border: 1px solid red; border-radius: 10px; padding: 5px 10px;">-ing</div> </div> <div style="display: flex; justify-content: space-around; margin: 10px 0;"> <div style="border: 1px solid red; border-radius: 10px; padding: 5px 10px;">-ness</div> <div style="border: 1px solid red; border-radius: 10px; padding: 5px 10px;">-ful</div> <div style="border: 1px solid red; border-radius: 10px; padding: 5px 10px;">-ment</div> </div> <div style="display: flex; justify-content: space-between;"> <span></span> <span>A</span> </div>	<p>6b. Using the suggested suffixes below, create 3 new words for each root word by using different suffixes.</p> <div style="display: flex; justify-content: space-around; margin: 10px 0;"> <div style="border: 1px solid black; border-radius: 10px; padding: 5px 20px;">happy</div> <div style="border: 1px solid black; border-radius: 10px; padding: 5px 20px;">light</div> </div> <div style="display: flex; justify-content: space-around; margin: 10px 0;"> <div style="border: 1px solid red; border-radius: 10px; padding: 5px 10px;">-ly</div> <div style="border: 1px solid red; border-radius: 10px; padding: 5px 10px;">-er</div> <div style="border: 1px solid red; border-radius: 10px; padding: 5px 10px;">-ing</div> </div> <div style="display: flex; justify-content: space-around; margin: 10px 0;"> <div style="border: 1px solid red; border-radius: 10px; padding: 5px 10px;">-ness</div> <div style="border: 1px solid red; border-radius: 10px; padding: 5px 10px;">-ful</div> <div style="border: 1px solid red; border-radius: 10px; padding: 5px 10px;">-ment</div> </div> <div style="display: flex; justify-content: space-between;"> <span></span> <span>A</span> </div>

## Word Families

7a. Amina has written two sentences below.

- Replacing the fragile, worn windows would be a mammoth task for the builders, but they were up for the challenge.
- They ordered a replacement piano as the old one was no longer functional.

Explain how a suffix has been used to change the meaning of the root word in each sentence.



R

## Word Families

7b. Patrick has written two sentences below.

- He was ready to give up when suddenly he figured out the solution to all of his problems.
- The job advertisement stated that you must be a good problem solver and have a keen eye for detail.

Explain how a suffix has been used to change the meaning of the root word in each sentence.



R

8a. Paul and Lorna are talking about the word 'connect'.

Paul says,



You could add the prefix 're-' and the suffix '-ed' to this root word.

Lorna says,

You could add the prefix 'il-' and suffix '-ly' to this root word.



Who is correct? Explain your answer.



R

8b. Chloe and Teddy are talking about the word 'assign'.

Chloe says,



You could add the prefix 're-' and the suffix '-ment' to this root word.

Teddy says,

You could add the prefix 'inter-' and '-er' to this root word.



Who is correct? Explain your answer.



R

9a. Using the suggested suffixes below, create 2 new words for each word by adding different suffixes.

disagree

unattractive

-ing

-ier

-est

-ness

-ment

-ly



A

9b. Using the suggested suffixes below, create 2 new words for each word by adding different suffixes.

untidy

active

-ful

-er

-ly

-less

-ment

-ness



A

## Application and Reasoning Word Families

### Developing

- 1a. Various possible answers, for example:  
'Hopeful' means full of hope whereas  
'hopeless' means without hope.  
2a. Beatrice is correct because the suffix  
'-ful' can be added to 'play'.  
3a. use – useless, useful, used  
thank – thankful, thankless, thanked

### Expected

- 4a. Various possible answers, for example:  
'Readily' is an adverb which means  
without hesitation whereas 'readiness' is a  
noun meaning the state of being  
prepared.  
5a. Veronica is correct because the  
suffixes '-ment' and '-ing' can be added  
to 'enjoy'.  
6a. settle – settlement, settling, settler;  
boast – boastful, boasting, boaster

### Greater Depth

- 7a. Various possible answers, for example:  
'Replacing' is a verb which means to take  
the place of, whereas 'replacement' is a  
noun meaning something that takes the  
place of another.  
8a. Paul is correct because the prefix 're-'  
and the suffix '-ed-' can be added to  
'connect' to create the word  
reconnected.  
9a. disagree – disagreement, disagreeing  
unattractive – unattractively,  
unattractiveness

## Application and Reasoning Word Families

### Developing

- 1b. Various possible answers, for example:  
'Thoughtful' means considerate of others,  
whereas 'thoughtless' means giving little  
thought to others.  
2b. Emma is correct because the suffix  
'-less' can be added to 'pain'.  
3b. clever – cleverness, cleverly, cleverest  
power – powerful, powerless, powering

### Expected

- 4b. Various possible answers, for example:  
'Sadly' is an adverb meaning in a sad  
manner, whereas 'sadness' is a noun  
meaning the condition of being sad.  
5b. Lee is correct because the suffixes  
'-ful' and '-less' can be added to fear.  
6b. happy – happiness, happier, happily  
light – lighting, lightly, lightness, lighter

### Greater Depth

- 7b. Various possible answers, for example:  
'Solution' is a noun meaning the answer to  
a problem, whereas a solver is a noun  
used for somebody who solves problems.  
8b. Chloe is correct because the prefix  
're-' and the suffix '-ment' can be added  
to the word 'assign' to create the word  
'reassignment'.  
9b. untidy – untidier, untidiness, untidily  
active – activeness, actively